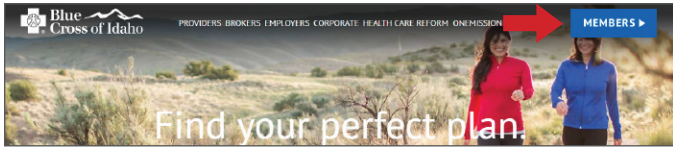


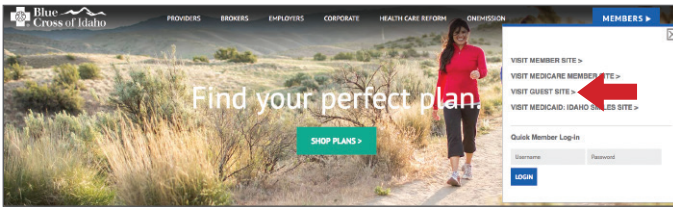
## STEP 1:

- Visit [bcidaho.com](http://bcidaho.com). Select **Members** near the top right of the screen.



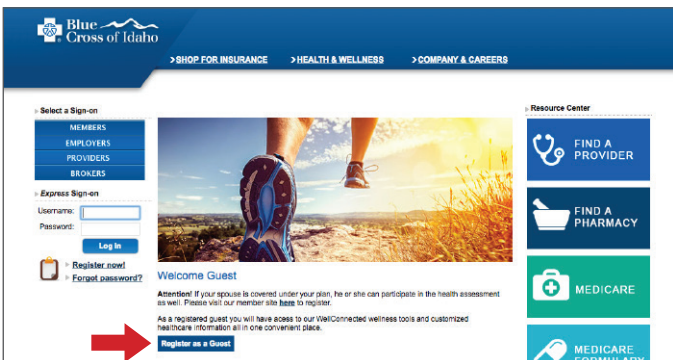
## STEP 2:

- Select **Visit Guest Site**.



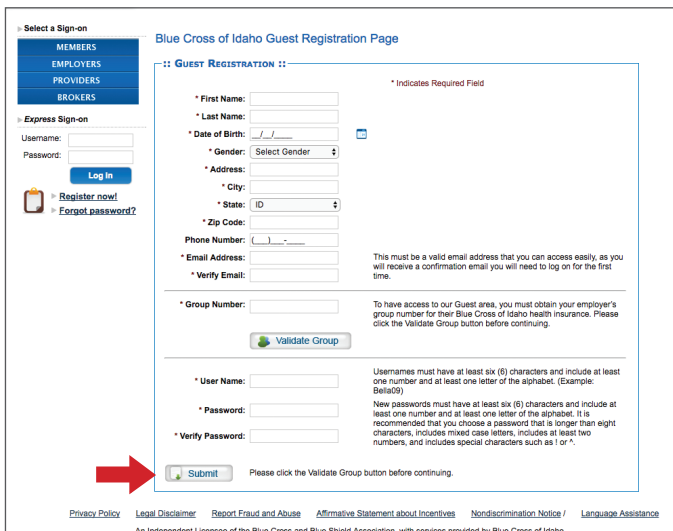
## STEP 3:

- Select **Register as a Guest**.



## STEP 4:

- Enter your registration information and select the **Submit** button at the bottom of the page.



**Blue Cross of Idaho Guest Registration Page**

**GUEST REGISTRATION :**

\* First Name:  \* Indicates Required Field

\* Last Name:

\* Date of Birth:

\* Gender:

\* Address:

\* City:

\* State:

\* Zip Code:

Phone Number:

\* Email Address:  This must be a valid email address that you can access easily, as you will receive a confirmation email you will need to log on for the first time.

\* Verify Email:

\* Group Number:  To have access to our Guest area, you must obtain your employer's group number for their Blue Cross of Idaho health insurance. Please click the Validate Group button before continuing.

\* User Name:  Usernames must have at least six (6) characters and include at least one number and at least one letter of the alphabet. (Example: Bc123456)

\* Password:  New passwords must have at least six (6) characters and include at least one number and at least one letter of the alphabet. It is recommended that you choose a password that is longer than eight characters, includes mixed case letters, includes at least two numbers, and includes special characters such as ! or @.

\* Verify Password:

Please click the Validate Group button before continuing.


Privacy Policy | Legal Disclaimer | Report Fraud and Abuse | Affirmative Statement about Incentives | Nondiscrimination Notice / Language Assistance

An Independent Licensee of the Blue Cross and Blue Shield Association, with services provided by Blue Cross of Idaho.

## STEP 5:

- We will email you stating your registration was successful. If you do not receive this message, you may be a member (in which case we will redirect you to the member registration page) or you're already registered. If you're already registered, you will have to contact our Customer Service Department at 800-627-1188 for further assistance.

**Attention!** If you forgot your login information, please click "**Forgot Password?**" and enter Username and Email Address for a new password to be emailed to you!



## STEP 6:

- After your successful registration, sign in using the **Express Sign-On** with your new username and password on the left menu.



## STEP 7:

- Now that you are registered as a guest, you can click the **WellConnected logo** and take a personal health assessment or learn how to better manage your healthcare with our medical self-help library.

