





Choose **TWO** activities per day to complete.  
 Check off each activity once you have completed it.  
 When you have completed a task, send a picture to your teacher.

Math	Reading	Writing
<p><b>Order of Operations Decimal Worksheet:</b>  <a href="https://drive.google.com/file/d/15VKcU7TT2tmTrWs0JftLw09btXYWtVJP/view?usp=sharing">https://drive.google.com/file/d/15VKcU7TT2tmTrWs0JftLw09btXYWtVJP/view?usp=sharing</a></p> <p>Here is a video to remind you about the order of operations- PEMDAS  <a href="http://www.viewpure.com/ZzeDWFhYv3E?start=0&amp;end=0">http://www.viewpure.com/ZzeDWFhYv3E?start=0&amp;end=0</a></p> <p>Exponent Refresher:  <a href="http://www.viewpure.com/5w5zPSEwvqw?start=0&amp;end=0">http://www.viewpure.com/5w5zPSEwvqw?start=0&amp;end=0</a></p> <p>-Take a picture of your work and turn it into your teacher.</p>	<p>Read a book of choice <b><u>each day</u></b>.  <i>Recommended:</i></p> <ul style="list-style-type: none"> <li>• K-2: 15 Minutes</li> <li>• 3-6: 30 Minutes</li> </ul> <p style="text-align: center;"><b>OR</b></p> <p>Work on iStation Reading <b><u>each day</u></b>.  <i>Recommended:</i></p> <ul style="list-style-type: none"> <li>• K-2: 15 Minutes</li> <li>• 3-6: 30 Minutes</li> </ul>	<p><b>Secret Sentence Poem</b></p> <ol style="list-style-type: none"> <li>1. Come up with a sentence that will work within a poem.</li> <li>2. Write a poem that has one or two words from your sentence in each line.             <ol style="list-style-type: none"> <li>a. Use a different color for the words in your secret sentence.</li> </ol> </li> <li>3. Illustrate (digital or by hand) your poem.</li> <li>4. Read it to someone.</li> </ol> <p><b>EXAMPLE:</b>            Today <b>I</b> found a grassy field,  <b>I love to</b> feel grass on my toes,            So <b>I write</b> this poem and hope it yields,  <b>Poetry</b> as free as the wind that blows.</p>
<p><b>WAITER WAITER!</b>            Create a receipt with at least 4 different items showing what people have ordered to eat from a restaurant. Make sure all items include prices that have decimals. Then, calculate the total cost of the items and divide it by 6.</p> <p>-Take a picture of your work and turn it into your teacher.</p>		<p><b>Comic Strip Hero:</b></p> <ol style="list-style-type: none"> <li>1. Choose one superpower you would love to have.</li> <li>2. Create a comic strip detailing what your life would be like if you had this superpower.             <ol style="list-style-type: none"> <li>a. It should be at least 10 frames/boxes long.</li> </ol> </li> <li>3. Remember comic strips have detailed illustrations.</li> </ol>
<p><b>Double and triple this simple cookie recipe:</b>  <a href="https://www.bettycrocker.com/recipes/ultimate-chocolate-chip-cookies/77c14e03-d8b0-4844-846d-f19304f61c57">https://www.bettycrocker.com/recipes/ultimate-chocolate-chip-cookies/77c14e03-d8b0-4844-846d-f19304f61c57</a></p> <p>-Take a picture of your work and turn it into your teacher.</p>		<p><b>The Plastic Bag Problem:</b>  <a href="https://www.timeforkids.com/partner/pwc/g56/april-2020-feature/">https://www.timeforkids.com/partner/pwc/g56/april-2020-feature/</a></p> <p><b>Activity:</b> Read “The Plastic Bag Problem,” then write a paragraph telling why reusable bags are valuable both to the consumer/shopper and the environment.</p>

<p>Extension: Make one of the recipes that has enough for you and your family.</p>		<p>Use your paragraph to write a speech <b>or</b> create a poster from the perspective of a conservationist to raise awareness about using reusable shopping bags.</p>
Science/Social Studies	PE	Music
<p><b>Virtual field trip to San Diego Zoo live:</b></p> <p><a href="https://docs.google.com/document/d/1_q04a1AspPJBWojzTbkckdSs9Y1Gvev13yqW1doow2E/edit?usp=sharing">https://docs.google.com/document/d/1_q04a1AspPJBWojzTbkckdSs9Y1Gvev13yqW1doow2E/edit?usp=sharing</a></p>	<p><b>Choice 1: Get Fit BINGO</b> Follow the link to play Get Fit BINGO: <a href="#">GetFit BINGO</a></p> <p><b>Choice 2: Cup Stacking</b> Stacking and unstacking cups isn't as easy as you think, especially when you are exercising in between. For a greater challenge, add more cups! (stack 3 cups, do 3 jumping jacks, unstack the cups, do 3 jumping jacks, repeat) <a href="#">Stacks and Jacks</a></p>	<p><u>Choice 1:</u> Match the following instruments with the music group they might play in: jazz, rock, country, and hip hop.</p> <div data-bbox="1459 418 1957 620">   </div>
<p><b>Food Web:</b> Watch this <a href="#">video</a> to review what a food web is. Then complete this <a href="#">worksheet</a> and answer the questions.</p> <p><b>Extension:</b> Research a biome of your choice. Examples of biomes are: Tropical Rainforest, Temperate Forest, Desert, Tundra, Taiga, Grassland, Savanna, Freshwater and Marine. Create a food web for that biome.</p>	<p><b>Choice 3: Bottle Flipping Challenge</b> Bottle Flipping may not require much fitness, but the exercise in between flipping does. Click on the [VIDEO] link below and take the challenge. *Please do your Jumping Jacks right, not backwards like Mike Morris in the video!</p>	<div data-bbox="1459 652 1936 880">   </div>
<p><b>Famous Explorers:</b> Create a map of North America labeling the route of 3 explorers of your choice, and their important discovery. You might select from these: John Cabot, Jacques Cartier, Juan Ponce de Leon, Hernando De Soto, Hernan Cortes, Fransisco Pizarro, Amerigo Vespucci, or Henry Hudson.</p> <p><a href="https://drive.google.com/file/d/1DuQgO-1NhoB8ZC-Nit2MZok3CSwSvOgt/view?usp=sharing">https://drive.google.com/file/d/1DuQgO-1NhoB8ZC-Nit2MZok3CSwSvOgt/view?usp=sharing</a></p>	<p>For every 3 jumping jacks you complete you earn 2 bottle flips. Each time you land the bottle you earn 1 point! <a href="#">Bottle Flip Chaos</a></p> <p><b>Choice 4: Spelling Workout</b> Follow the link to complete a spelling workout. Do the workout listed for each letter of your name. <a href="#">Spelling WORKOUT</a></p>	<p><u>Choice 2:</u> Listen to the example of "Believer" and share with your teacher which instrument you like the best that played the song and why? <a href="http://www.viewpure.com/bHDQFmQLz9o?start=0&amp;end=0">http://www.viewpure.com/bHDQFmQLz9o?start=0&amp;end=0</a></p>
<p><b>Band:</b></p> <p><i>Choice 1:</i> Why did you choose to play your instrument in band this year? How is your instrument designed, does it have a lot of keys, pipes, etc, make some observations about your instrument and all of the different parts and how it has been built. There is a diagram on page 2 of your band book to help you. List something you like about playing your instrument? What are some things that might frustrate you about playing your instrument? List some things you do to help make your instrument sound great when you are playing it at home.</p> <p><i>Choice 2:</i> Find a video of your instrument playing a solo, in a small group and a large orchestra or band. What are some things you notice about how the instrument sounds and role in each group? How old is your instrument? Look up information about how your instrument was first built and where did it come from.</p>		

**Orchestra:**

*Choice 1:* Why did you choose to play your instrument in band this year? How is your instrument designed, make some observations about your instrument and how it is built and put together? List something you like about playing your instrument? What are some things that might frustrate you about playing your instrument? List some things you do to help make your instrument sound great when you are playing it at home.

*Choice 2:* Find a video of your instrument playing a solo, in a small group and a large orchestra. What are some things you notice about how the instrument sounds and role in each group? How old is your instrument? Look up information about your instrument; when was it first built and where did it come from?